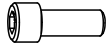


# ASSEMBLY STEP 1

## HARDWARE USED IN THIS STEP



**Bolts(A)** QTY: 4  
HBOLT M10×75



**Bolts(B)** QTY: 4  
HBOLT M10×20

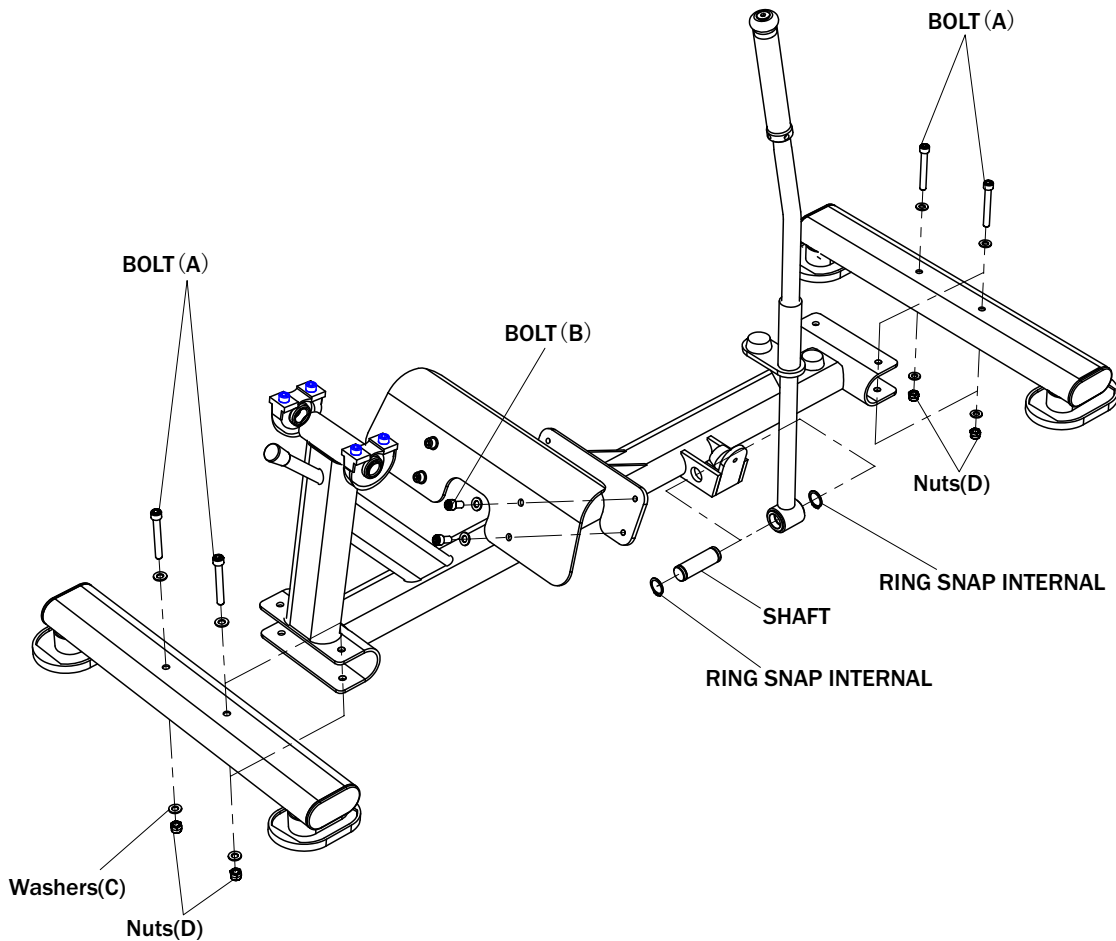


**Washers(C)** QTY: 12  
FW M10



**Nuts(D)** QTY: 4  
HJNUT M10

**NOTE:** During each assembly step, ensure that all bolts and nuts are in place and partially threaded in before completely any one bolt.

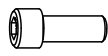


# ASSEMBLY STEP 2

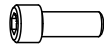
## HARDWARE USED IN THIS STEP



**Bolts(A)** QTY: 2  
HBOLT M10×70



**Bolts(B)** QTY: 5  
HBOLT M10×25



**Bolts(C)** QTY: 4  
HBOLT M10×20



**Washers(D)** QTY: 11  
FW M10



**Washers(E)** QTY: 1  
FW M10

**NOTE:** During each assembly step, ensure that all bolts and nuts are in place and partially threaded in before completely any one bolt.

